



Language Learning with Rosetta Stone



Goals

What is Rosetta Stone & how to use it

- Navigation
- Setup account
- Learn!

Rosetta Stone includes:

▶ 30 Languages

- ▶ Arabic, Dutch, Filipino (Tagalog), Greek, Indonesian, Japanese, Pashto, Portuguese (Brazil), Spanish (Spain), Spanish (Latin America), Turkish, Chinese (Mandarin), English (American), English (British), French, Hebrew, Irish, Korean, Persian (Farsi), Russian, Swahili, Urdu, Dari, German, Hindi, Italian, Latin, Polish, Swedish, Vietnamese


- ▶ **Dynamic Immersion** (Consists of 5 components: images, intuition, interactivity, instruction, and immersion environment)

- ▶ **Unlimited Remote Access**

- ▶ **Mobile Access (iOS, Android)**



Navigating to Rosetta Stone


San Francisco Public Library Español  Help Log In

Keyword, Author or Title

New Catalog Site Articles & Databases

Home Books & Materials **eLibrary** Services Kids Teens Calendar Libraries About

The Main Library will be closing early, at 5 p.m. on Friday, March 18.



Library Highlights

Arabic: Language of the Quran

Artist Arash Shirinbab will talk about the history, tools and principles of Arabic-Persian calligraphy in this talk related to our exhibition.

More...

1 2 3 **4** 5 6

Libraries

Main Library



100 Larkin St.
San Francisco, 94102
(415) 557-4400
More... 

Sun	Mon	Tue	Wed	Thu	Fri	Sat
12 - 5	10 - 6	9 - 8	9 - 8	9 - 8	12 - 6	10 - 6

Today: Open Recording Studio Hour
5:00, Mix: Audio - 2nd Fl

Services

- Get a Library Card
- Renew Items
- Reserve Computers
- Accessibility Services
- Jobs & Careers Resources
- More...

Winter Features

-  Women's History Month
-  hoopla: Comics
-  Maker March
-  Support the Library

About

- At the Library 2016
- Bridge at Main
- Library Commission
- Advisory & Support Groups
- Follow Us on Social Media
- More...



SF Historical Photo Coll.

Navigating to Rosetta Stone

San Francisco Public Library Español | 中文

Keyword, Author or Title

New Catalog Site Articles & Databases

Home Books & Materials **eLibrary** Services Kids Teens Calendar Libraries About

The Main Library will be closing early on **March 18.**

eLibrary highlights

- Articles & Databases
- eAudiobooks
- eBooks
- eLearning**
- eMagazines & eNews
- eMusic
- eVideos
- Research Tools
- SF Historical Photos
- Show All

SOUNDS OF THE NEW DEAL
the FEDERAL MUSIC PROJECT in the West

of the New Deal: The Federal Music Project in the West

Author and historian Peter Gough explores how the Federal Music Project shaped a new appreciation for the diversity of musical expression.

1 2 3 4 5 6

Libraries

Main Library

100 Larkin St.
San Francisco, 94102
(415) 557-4400
More...

Sun	Mon	Tue	Wed	Thu	Fri	Sat
12 - 5	10 - 6	9 - 8	9 - 8	9 - 8	12 - 6	10 - 6

Today: Job Seekers' Drop-In
10:00, Bridge TechLab - 5th Fl

Services

- Get a Library Card
- Renew Items
- Reserve Computers
- Accessibility Services
- Jobs & Careers Resources
- More...

Winter Features

- Women's History Month
- hoopla: Comics
- MARCH
- SF

About

- At the Library 2016
- Bridge at Main
- Library Commission
- Advisory & Support Groups
- Follow Us on Social Media
- More...

SF Historical Photo Call

Navigating to Rosetta Stone



Financial Literacy (Rosen Publishing)

Personal and household finance, and money management made easy to understand with interactive calculators for budgeting, mortgage repayment, loans, and savings and retirement.



Gale Courses

Wide range of interactive courses, led by expert instructors. Also includes cover letter, resume and interviewing resources.



Jobs & Careers Resources

Practical information on topics such as job-hunting skills, choosing an occupation, education sources and employment agencies.



Language Learning

Language and ESL courses with gradual immersion, using real-life situations and actual conversations to effectively teach a new language



Learning Express

Practice tests, exercises, skill-building courses, eBooks, and information to reach your personal and professional goals. Also includes cover letter, resume, and interviewing resources.



Lynda.com

Online learning platform for business, software, technology, and creative skills. Learners watch video instruction from recognized industry experts.



Treehouse

Videos, projects and quizzes teach design and development of websites and mobile apps, coding languages, and basic computing.



Navigating to Rosetta Stone

Articles and Databases - Language Learning

Like 35 Share

Search Topics A - Z

- Art & Music
- Articles & News
- Books & Literature
- Business
- Education & Social Science
- Encyclopedias & Dictionaries
- Environmental
- Español / Spanish
- Government
- Health
- History & Genealogy
- Images
- Jobs & Careers
- Language Learning**
- Organizations
- People
- Science & Technology
- Student Resources (K-12)
- По-русски / Russian
- 中文/Chinese

Mango Languages
Interactive language-learning platform, offering more than 70 different languages and 18 different ESL courses.

Rosetta Stone
Immersive language-learning platform, offering 30 languages to further ESL learning and language-learning for business and vacation travel.

- Periodical Finder
- Internet Use Policy
- Cool Tools for Educators
- Print from Anywhere

Text us at 415-723-4414 when chat is online.

Chat with a Librarian

Enter Name or Alias here

Subject

Enter Your Question Here


Start Chat


Navigating to Rosetta Stone



Select New Service EBSCO Support Site

SAN FRANCISCO PUBLIC LIBRARY

 Rosetta Stone Library Solution



Supported Browsers
Recommended minimum screen resolution: 1024x768

[EBSCO Support Site](#) | [Privacy Policy](#) | [Terms of Use](#) | [Copyright](#)

EBSCOhost Connection

© 2016 EBSCO Industries, Inc. All rights reserved



Setup Account



EBSCO

English



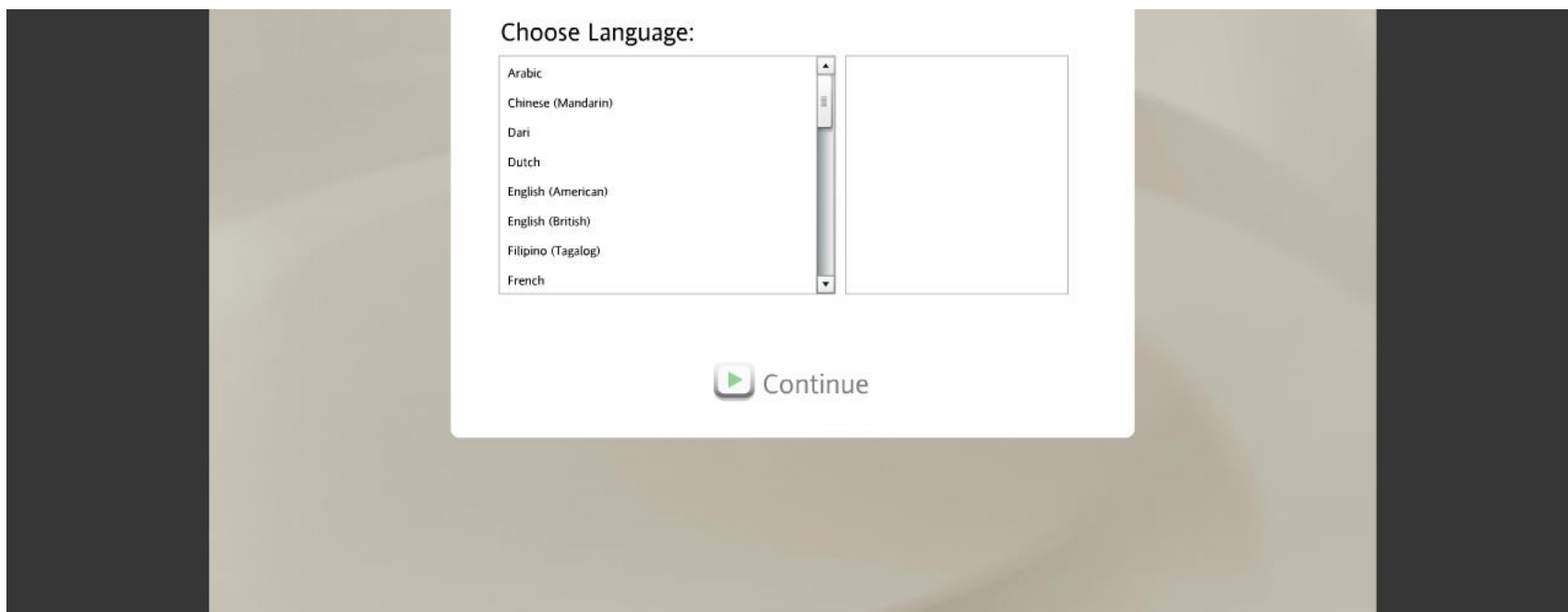
First time user?

- 1.) Enter your e-mail address.
- 2.) Choose a password (must be at least 6 letters plus at least one number)

SIGN IN

[Forgot your password?](#)

*A note on selecting your language – be sure to choose the same language in both screens!



Launch Rosetta Stone

https://demo2000.rossettastoneenterprise.com/en-US

Rosetta Stone® Language ...

File Edit View Favorites Tools Help

Rosetta Stone Production ... RS C-E Editor Authenticati... QuickBase App Launcher Editor Search colleague BI Dashboard Studio Editor RS Links

Rosetta Stone

View in English

Rosetta Stone® Language Learning Suite

- [First Time Users](#)
- [Launch Rosetta Stone® Language Lessons Version 3](#)
- [My Reports](#)
- [Contact Support](#)

Home

First Time Users

My Reports

Change Password

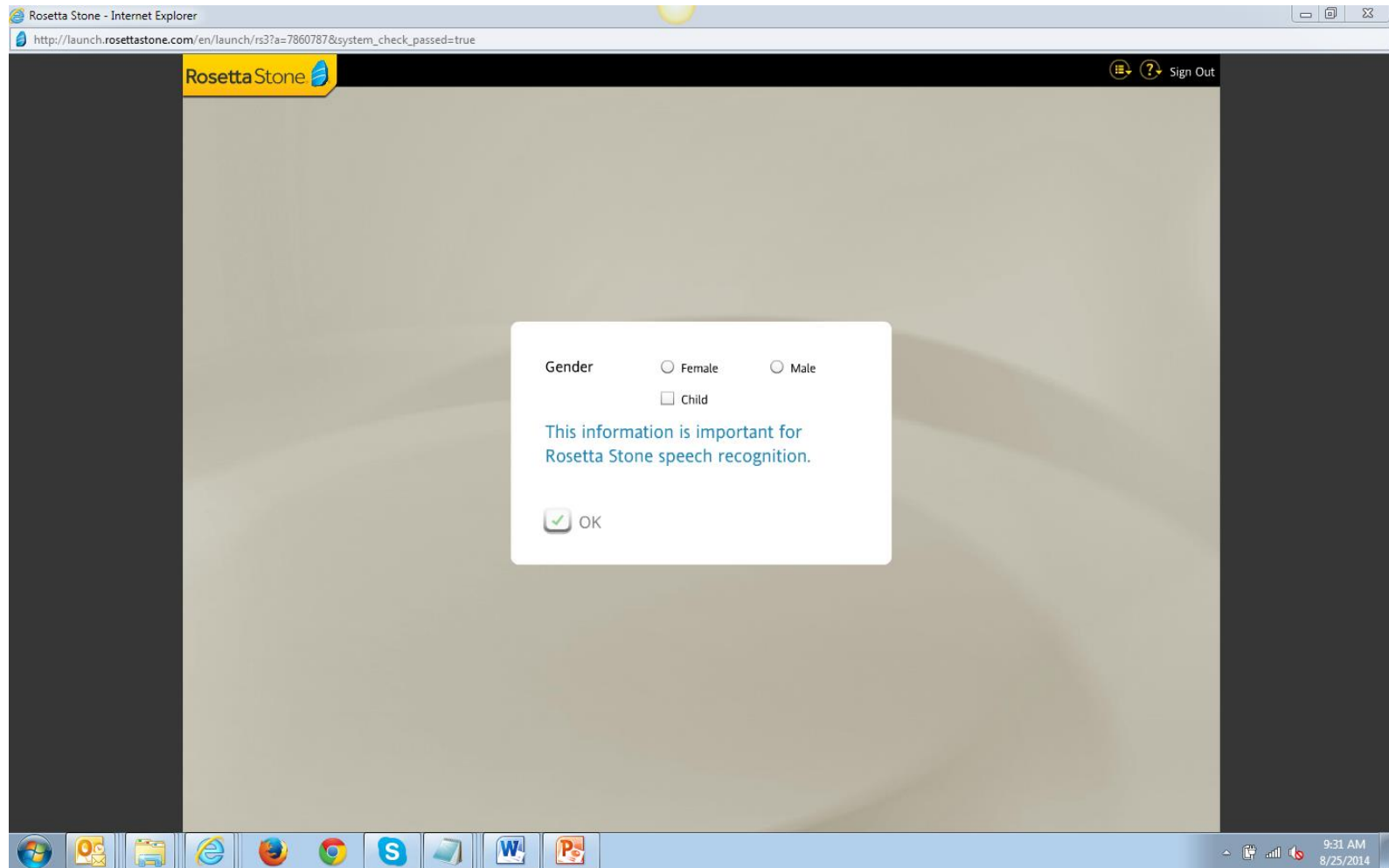
Sign out

You're signed in as demorae

125%






9:06 AM 8/25/2014

Speech Recognition: Gender



Select Your Course

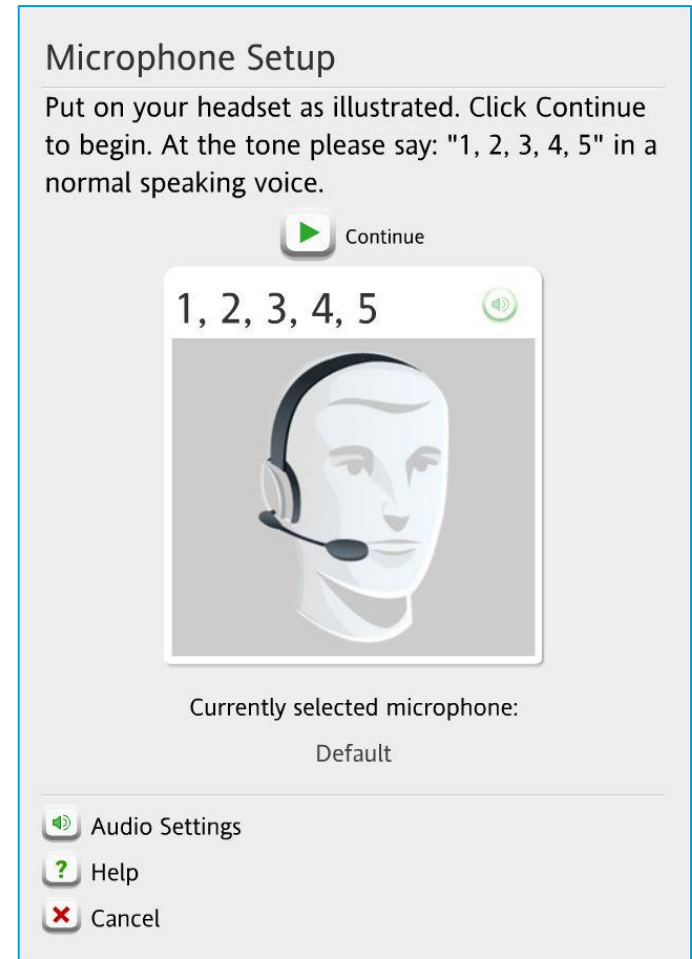
Select your course:

Description	Length
Extended with Reading Intro Reading Intro (Level 1 only) teaches characters and their sounds	
Reading and Writing with Intro Reading Intro (Level 1 only) teaches characters and their sounds	
Reading and Writing Focus Optimized for reading and writing skills	
Extended Optimized for additional practice of content and skills	
Speaking and Listening Focus	

Apply Changes

Test Your Microphone

- Rosetta Stone may ask you to test and calibrate your microphone or headset if you are using the platform for the first time.
- Follow the instructions on the screen to continue



Start a Course

The screenshot shows the Rosetta Stone web application interface for Spanish (Latin America) Level 1. The browser window title is "Rosetta Stone - Internet Explorer" and the URL is "http://launch.rossettastone.com/en/launch/rs3?a=189958&system_check_passed=true". The main header displays "RosettaStone Spanish (Latin America) Level 1" with a "Sign Out" link. Below the header, there are four unit thumbnails: "Unit 1: Language Basics", "Unit 2: Greetings and Introductions", "Unit 3: Work and School", and "Unit 4: Shopping". The main content area features a large "1" in a red diamond, indicating the current unit, followed by "Unit 1 > Lesson 1 Core Lesson" and "About 30 minutes". A "Start" button with a play icon is visible. Below this, a progress bar shows four units, with the first unit highlighted in red. The text "Your selected course for Unit 1" is centered. At the bottom, there are five photo thumbnails: a girl in a red jacket, a group of people reading, a scuba diver, a group of people in orange shirts, and a person holding a green cup. A button labeled "Explore all activities for Unit 1" is at the bottom right of the main content area. The Windows taskbar at the bottom shows various application icons and the system clock displaying "9:12 AM 8/25/2014".

Course Structure

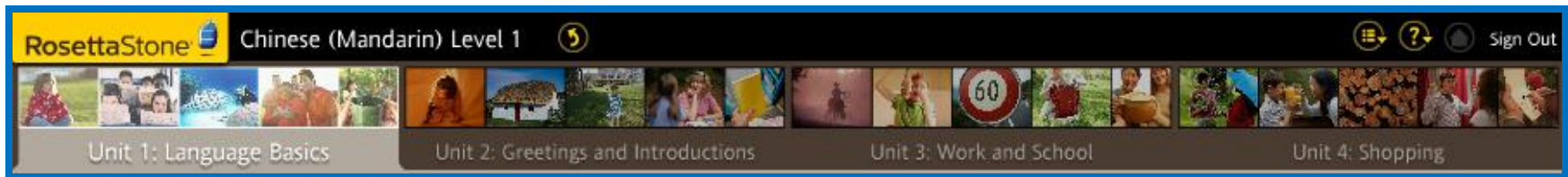
Level 1

Unit 1

Unit 2

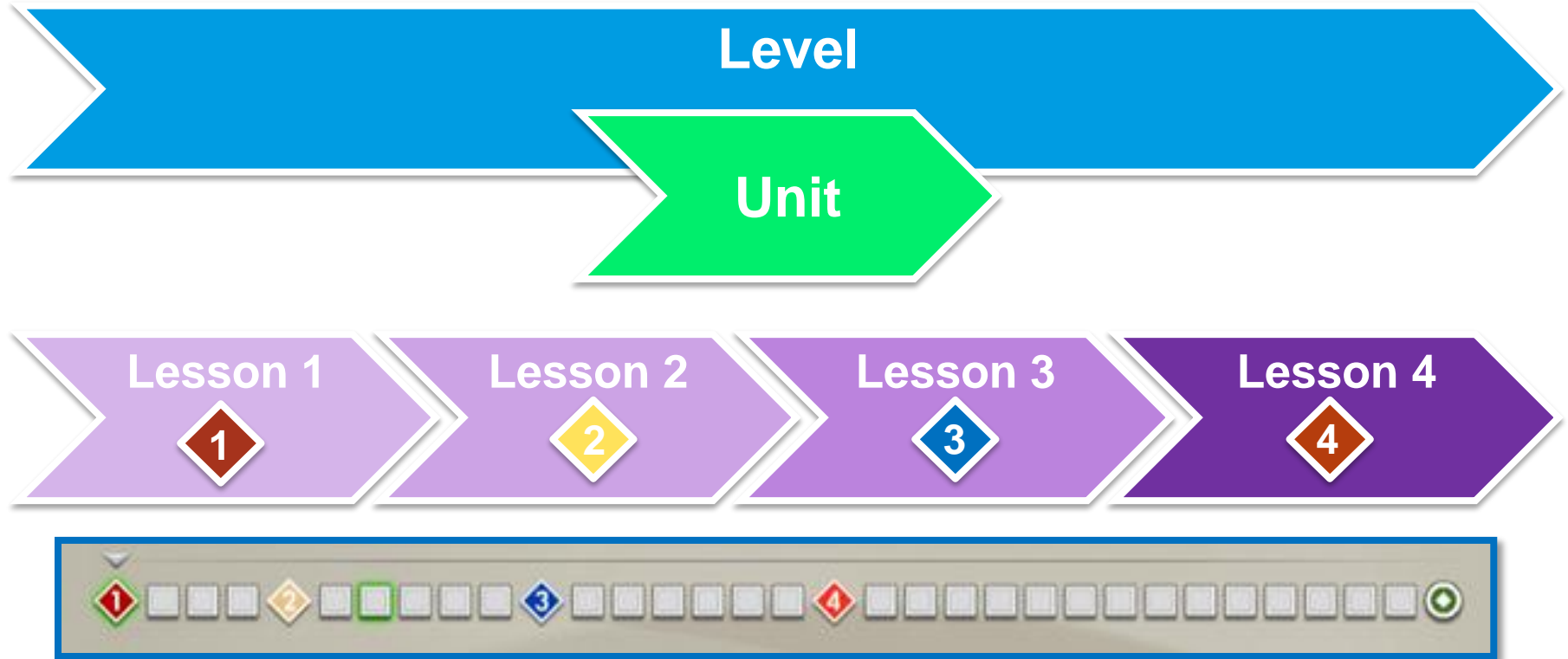
Unit 3

Unit 4



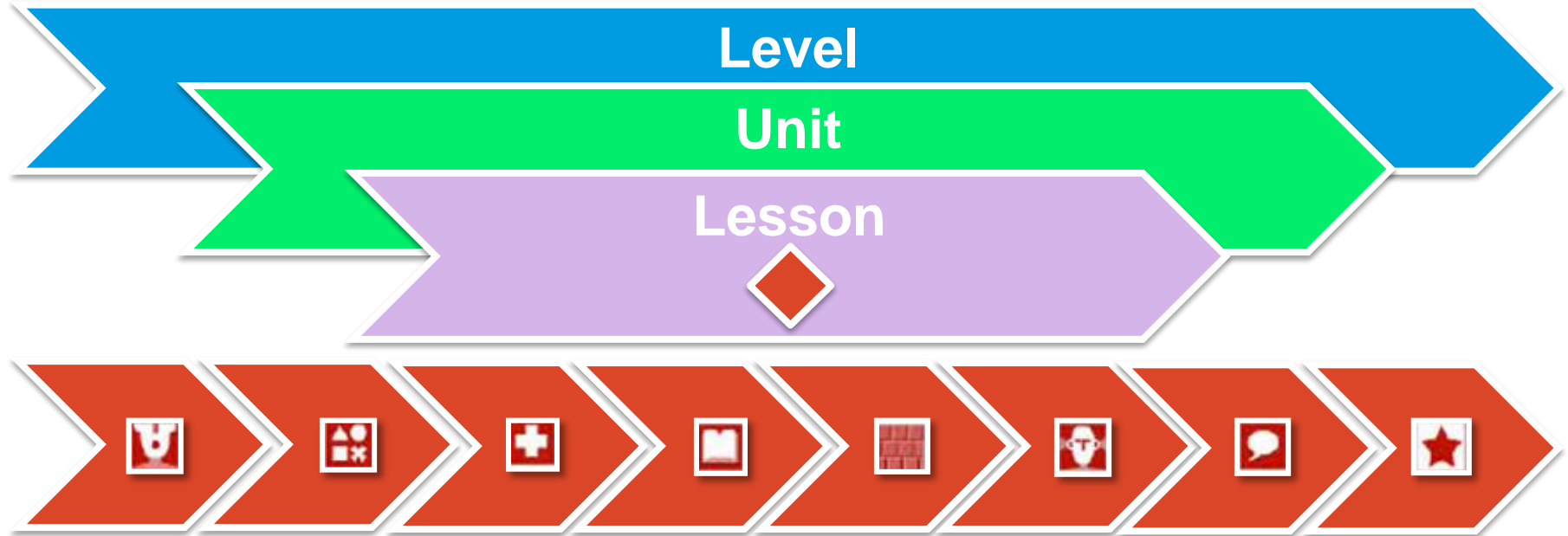
There are 4 Units in every Level

Course Structure



There are 4 Lessons in every Unit

Course Structure



There are 8 activities supporting each lesson
“Focused Activities”

Activity Definition



Core Lessons: Learn the language and language structures

Focused Activities: Reinforce core lesson material and build skills

Reviews: Test of core lesson material with additional *Adaptive Recall*

Milestone: Practice conversation learned at the end of each unit with the computer










Types of Activities

Choose an Image - Click on the picture that matches spoken words and/or text.

The image displays a 2x2 grid of four photographs, each showing a person engaged in the activity of drinking. The top-left photo shows a young girl with dark, curly hair drinking from a clear glass. The top-right photo shows a woman wearing a black hijab drinking from a glass. The bottom-left photo shows a man in a dark suit and tie drinking from a white cup. The bottom-right photo shows a young boy in a red shirt drinking from a glass. Above the grid is a grey bar with a green circular icon containing a white play symbol.

Types of Activities

Choose a Prompt - Click the small image or text to match the pictures or text boxes below.

un sándwich 	un sándwich 	un sándwich 
		
  		
un huevo 	un huevo 	una manzana 
		

Types of Activities

Practice Speaking - Speak into the headset microphone if available, or just practice speaking.

The screenshot displays a 2x2 grid of cards from a language learning application. Each card features a Spanish sentence, a photograph of a child performing the action, and a small speaker icon in the top right corner. The top-right card is highlighted with a green border and contains a text input field with the text 'El _____' and a green microphone icon to its right.

La niña bebe.	El niño bebe.
La niña come.	El niño come.

Types of Activities

Produce a New Phrase or Sentence - Produce a new word or phrase that fits the context.

<p>Ella bebe.</p> 	<p>Ella come.</p> 
<p>Él bebe.</p> 	

Types of Activities

Pronounce Syllables - Repeat each syllable after the native speaker. Put the syllables together to pronounce the word correctly.

nada

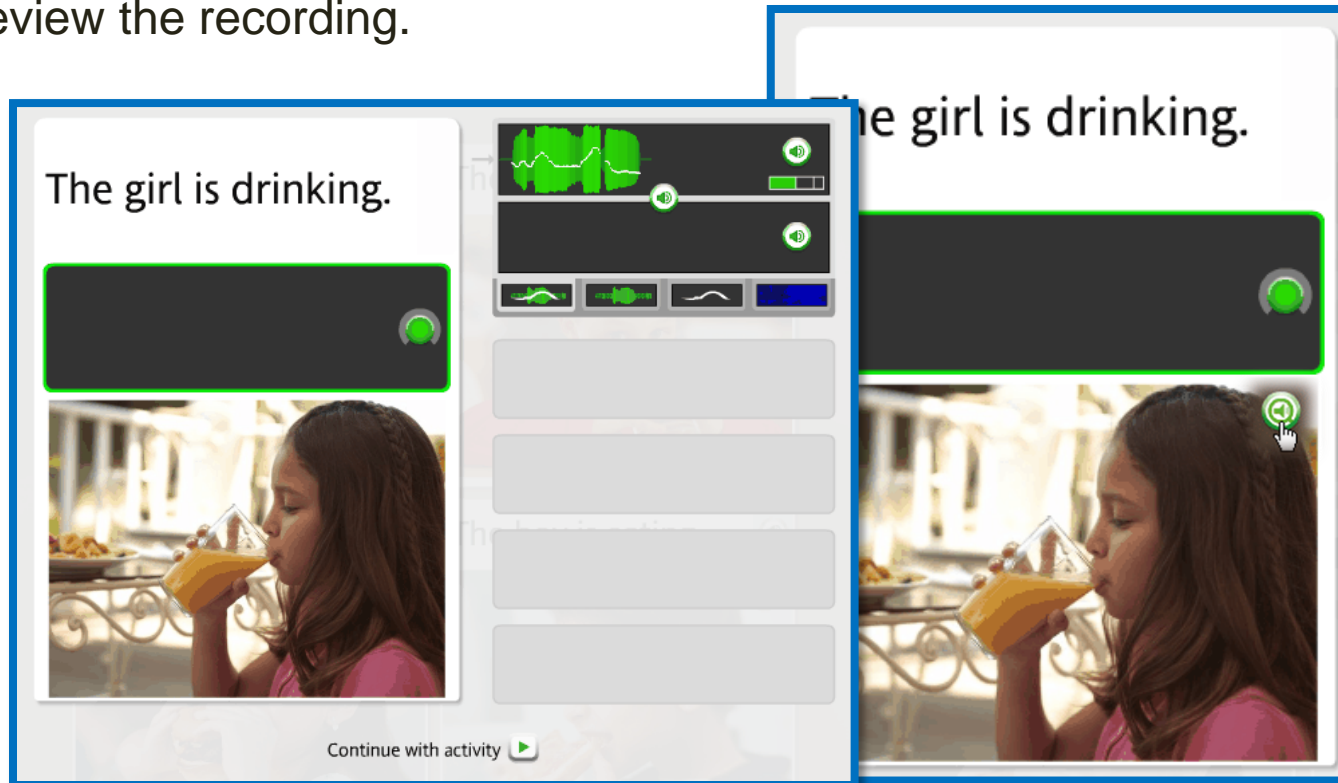
na

da

nada

Types of Activities

Use Speech Analysis - On any Speech screen, click the Speech-Analysis icon to open a new screen. This screen allows you to mimic the speaker's voice to see a graph of your voice. Use the Record icon to record your voice and click the Speaker icon to review the recording.



Types of Activities

Select from Multiple Choices - From the options, click on the one that correctly completes the phrase or sentence.

<input type="text" value="un"/> <input type="text" value="una"/> niña 	<input type="text" value=""/> niño 
	
<input type="text" value=""/> mujer 	<input type="text" value=""/> hombre 
	


Types of Activities

Practice Writing - Type the phrase on your computer keyboard or use the on-screen keyboard.

The screenshot displays a language learning interface with a grey background. At the top, there are four white cards. The first card contains the text "un niño" and a small green speaker icon. Below it is a photograph of a young boy smiling. The second card contains the text "un ni" and a small green speaker icon. Below it is the same photograph of the young boy. The third card contains the text "come" and a small green speaker icon. Below it is a photograph of a woman eating an apple. The fourth card is empty and has a small green speaker icon. Below the cards is a white on-screen keyboard with a question mark icon to its right. The keyboard has keys for numbers 1-0, letters q-z, and symbols like apostrophe, tilde, and hyphen. A green checkmark and a red X are visible on the right side of the keyboard.

Using Rosetta Stone with the mobile app

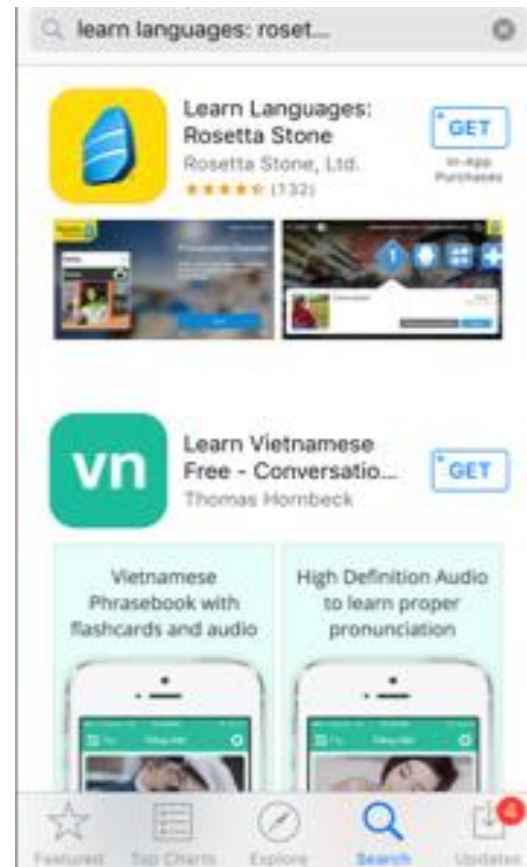
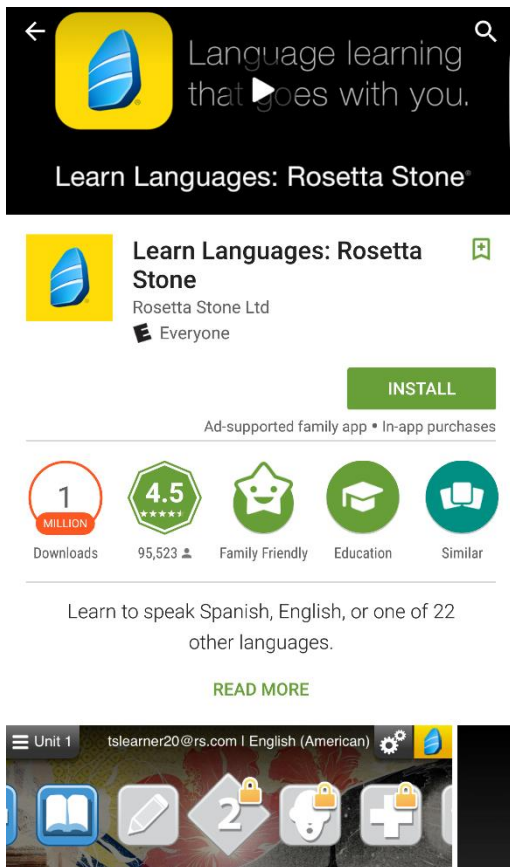
iPad/iPhone



Android

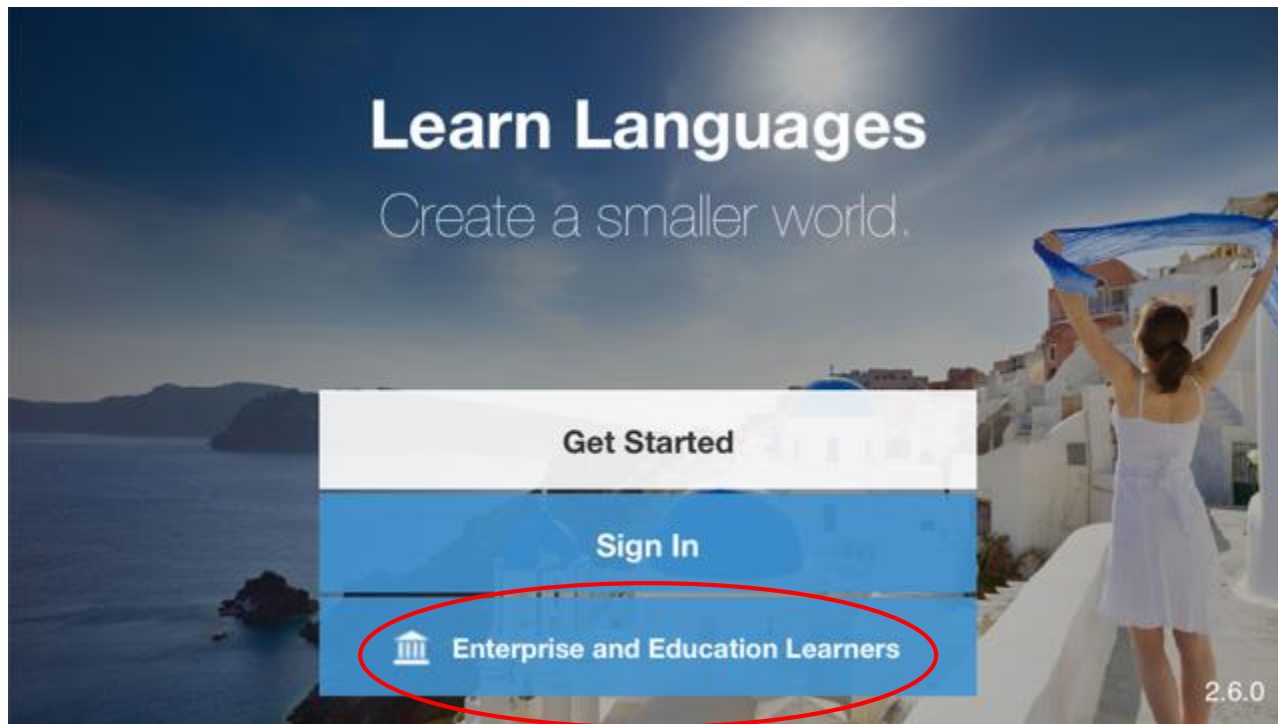


* After creating an account online, get the free app for Android or iPhone



* **NOTE:** Getting the app is only necessary if you plan to use Rosetta Stone on a mobile device.

Signing into the app – select Enterprise and Education Learners




* **NOTE:** Getting the app is only necessary if you plan to use Rosetta Stone on a mobile device.

Username and **password** are the ones you used to sign up for the online version of Rosetta Stone. ***Online portal** = sfpl, then tap **Sign In**.

Cancel Learn Languages Sign In

Username

Password* Online portal 

For the Apple app,
“Online Portal”
is called
“Namespace.”
Type sfpl.

*Case sensitive

* **NOTE:** Getting the app is only necessary if you plan to use Rosetta Stone on a mobile device.

Tips for accessing Rosetta Stone - Library Edition

- If you are accessing Rosetta Stone from the web (i.e. not the mobile app), always sign in from the library's Rosetta Stone website.
- If you are accessing Rosetta Stone from the web, be sure to enter the same language each time you are prompted (two times).
- If you are accessing Rosetta Stone from the mobile app, be sure to type *sfp/* (lowercase) for “namespace” or “online portal.”